

MICHIGAN INTEGRATED TECHNOLOGY PLATFORM

LONGITUDINAL RECORD VIEWER REFERENCE GUIDE

Table of Contents

<u>Purpose</u>	2
<u>Longitudinal Record Viewer</u>	2
<u>ADT Messages</u>	2
<u>Patient Summary</u>	2
<u>Problems</u>	3
<u>Medication Orders and Requests</u>	4
<u>Medication Statements</u>	5
<u>Procedure/Devices</u>	6
<u>Immunizations</u>	7
<u>Encounters</u>	8
<u>Allergies</u>	9
<u>Insurance</u>	10
<u>Diagnostic Imaging</u>	11
<u>Other Results</u>	12
<u>Lab/Observation Results</u>	13
<u>Documents/Clinical Notes</u>	14
<u>Vital Signs</u>	15

Purpose

This document will inform users on (1) how the data in each of the Longitudinal Record (LR) Viewer sections is useful, and (2) how data from HL7 v2 messages for Labs, Radiology, ADTs, and Transcribed Results populate the sections. It also will show how the CCD data from HL7 v3 is populated as well.

Note: Please consult the [MITP User Guide](#) for more detailed information on back-end functionality of the sections, and the LR Viewer Mapping Guide for HL7 mapping details.

Longitudinal Record (LR) Viewer

The Longitudinal Record (LR) Viewer is a comprehensive patient record that consolidates data from multiple sources across the healthcare continuum. It provides a unified view of each patient by applying advanced patient matching logic, all within a consent management framework.

Admission, Discharge, Transfer (ADT) Messages

Below is a list of key data categories that are typically included in ADT messages. Within each of these, supporting information is included (if provided). This is the data populated within the LR sections.

- Demographic Data
- Patient ID
- Admit Date
- Admit Reason
- Insurance
- Encounter Data with Date
- Encounter Facility
- Allergies

Patient Summary

After selecting the “Longitudinal Patient Record” from the Patient Viewer screen, you will be presented with the patient Summary at the top of the page. This is where you will find **demographic data** and **patient ID** information.

The screenshot displays the MiGateway Patient Summary page. The top navigation bar includes 'Home', 'Care Coordination', and 'Support'. The user 'Joanne' is logged in. The page title is 'MiHIN'. The date and time are 'Apr 28, 2025, 3:42 PM'. The user 'Joanne Jarvi' is listed. A 'Lookback: All Time' dropdown is visible. The 'Summary' tab is selected and circled in red. The patient information is displayed in three columns: Patient Information, Demographics, and Contact Information.

PATIENT INFORMATION	DEMOGRAPHICS	CONTACT INFORMATION
EID: 8786956	Date of Birth: 1999-06-22	Email:
First Name: Mariska	Gender: female	Phone:
Middle Name:	Marital Status: Married	Address: 1111 First Address Ave High Hills, MI 11111
Last Name: Sample	Deceased:	

Problems

- **Location:** Problems is the first section in the left column of the Summary page.
- **Description:** This section lists **diagnosed health issues** and conditions recorded for the patient. It may include chronic illnesses, past medical conditions, or newly diagnosed problems. Use this to quickly understand the patient's medical history and current health concerns.
- **Content:** DX name and codes, Status of Condition, Onset date
- **Data Source:** CCD (v3) and ADT (v2)

MIGateway				
Home Care Coordination ▾ Inbox ▾				
Problems				
Search				
Condition :	Code :	Category :	Status :	Onset Date :
V-tach	25569003, J47.20, 427.1, 72288	Problem List Item	Active	12/09/2023
Malfunction of implantable cardioverter-defibrillator (ICD), initial encounter	12245011000119100, T82.118A, 996.04, 95033250	Problem List Item	Active	12/06/2023
Metastatic melanoma	443493003, C43.9, 172.9, 851120	Problem List Item	Active	7/20/2023
Pulmonary edema with congestive heart failure	19242006, J50.1, 428.0, 1048708	Problem List Item	Active	7/14/2023
Chronic systolic heart failure	441481004, J50.22, 428.22, 501554	Problem List Item	Active	5/18/2023
Complete left bundle branch block	6180003, J44.7, 426.3, 4014	Problem List Item	Active	5/18/2023
Left bundle branch block	63467002, J44.7, 426.3, 48037	Problem List Item	Active	5/18/2023
Ischemic cardiomyopathy	281091000, J25.5, 414.8, 500223	Problem List Item	Active	5/18/2023
Hematoma of left lower leg	11829911000119109, S80.12XA, 924.10, 1494812429	Problem List Item	Active	4/25/2023
Hematoma of right lower leg	11829861000119100, S80.11XA, 924.10, 1494813162	Problem List Item	Active	3/28/2023

Medication Orders and Requests

- **Location:** Medication Orders and Requests is the second section in the left column of the Summary page.
- **Description:** This section shows **medications that have been prescribed or recommended for a patient by a healthcare provider**, including, but not limited to, active prescriptions, past orders, or instructions shared between providers and care teams. Use this when you need to review what a provider intended the patient to take - whether it's a current prescription, something planned for the future, or even a discontinued medication order.
- **Content:** Medication name, dose, frequency of administration, route of administration, and other data as provided in the messaging. Does NOT include administration information.
- **Data Source:** CCD (v3)

MIGateway							
				Home	Care Coordination ▾	Inbox ▾	
Medication Orders and Requests				Search			
Medication ▾	Dosage Instruc ▾	Dose ▾	Qty ▾	Route ▾	Requester ^	Authored On ▾	Status ▾
amiodarone (PACERONE) 400 MG tablet	Take 1 tablet (400 mg total) by mouth in the morning and 1 tablet (400 mg total) before bedtime.	400	mg	oral	Danielle L Saevig MD	1/07/2024	active
dopidogrel (PLAVIX) 75 mg tablet	Take 1 tablet (75 mg total) by mouth in the morning.	75	mg	oral	Jatin D Amin MD	1/07/2024	active
carvedilol (COREG) 12.5 mg tablet	Take 1 tablet (12.5 mg total) by mouth in the morning and 1 tablet (12.5 mg total) before bedtime.	12.5	mg	oral	Jatin D Amin MD	1/07/2024	active
digoxin (LANOXIN) 125 mcg tablet	Take 1 tablet (125 mcg total) by mouth in the morning.	125	ug	oral	Jatin D Amin MD	1/07/2024	active
lisinopril (PRINIVIL, ZESTRIM) 40 mg	Take 1 tablet (40 mg total) by mouth in	40	mg	oral	Jatin D Amin MD	1/07/2024	active

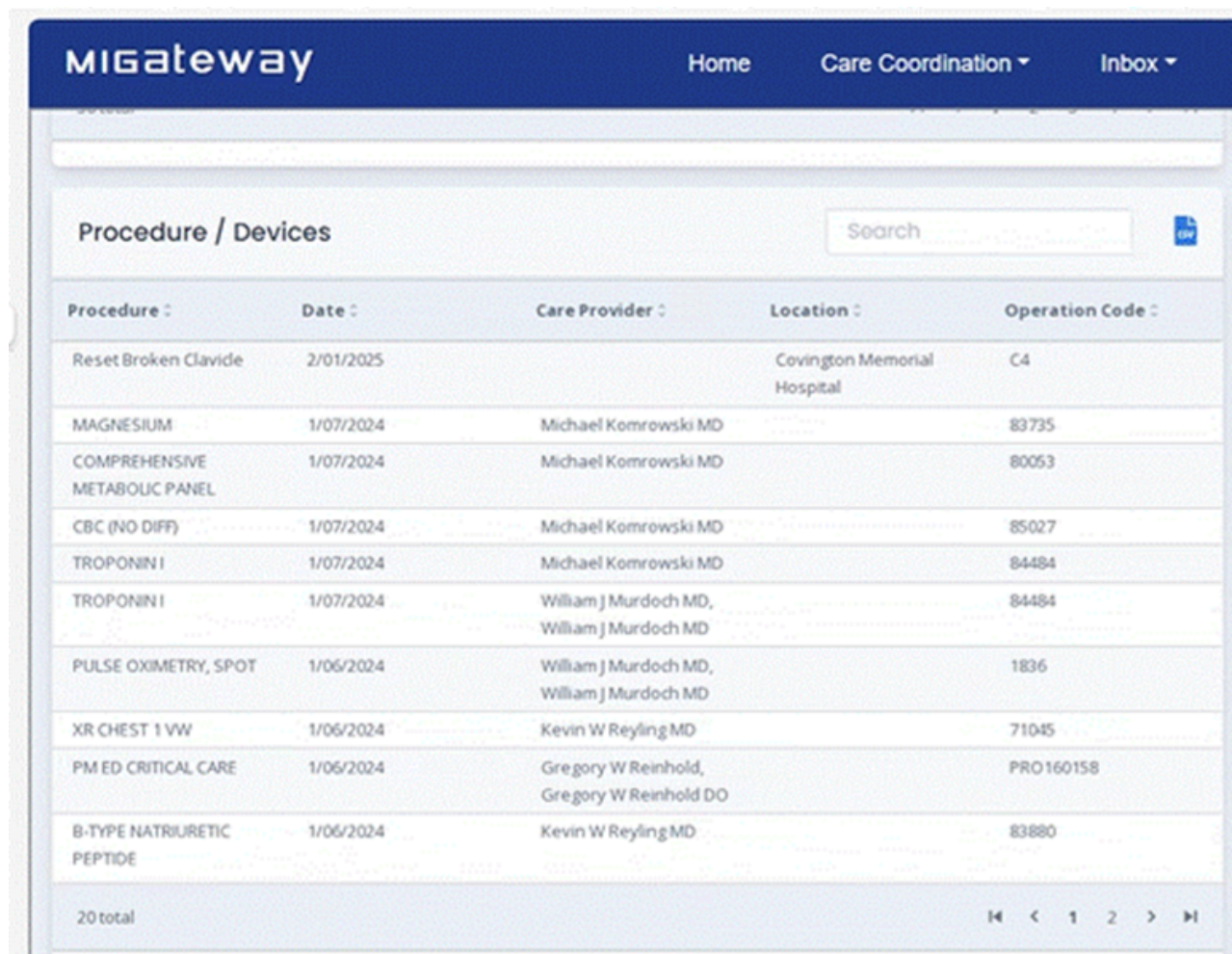
Medication Statements

- **Location:** Medication Statements is the third section in the left column of the Summary page.
- **Description:** This section displays **medications that the patient has taken or is currently taking**, based on clinical documentation. It's a way to track actual usage, even if the medication wasn't officially ordered through a prescription. This view is especially helpful when confirming medication adherence, identifying discrepancies, or reviewing a patient's full medication history during transitions of care.
- **Content:** This is a detail of the actual items administered to the patient during an encounter. For example: Patient has extreme nausea and goes to ER and is given anti nausea medication and an IV is started. Those administrations will be included in the this section.
- **Data Source:** CCD (v3)

Medication Statements ?				
Effective :	Medication :	Dose :	Qty :	Route :
1/07/2024	traZODone (DESYREL) tablet 50 mg	50	mg	oral
1/06/2024	dextrose 5 % (DSW) infusion	100	mL/h	intravenous
1/06/2024	sodium chloride 0.9 % infusion	20	mL/h	intravenous
12/14/2023	levothyroxine (SYNTHROID, LEVOTHROID) 75 MCG tablet	75	ug	oral
-	calcium citrate-vitamin D2 250 mg-2.5 mcg (100 unit) per tablet	1	(tbl)	oral
-	carboxymethylcellulose (REFRESH TEARS) 1 % ophthalmic solution	1	[drp]	
-	carvedilol (COREG) 12.5 mg tablet	12.5	mg	oral
-	dopidogrel (PLAVIX) 75 mg tablet	75	mg	oral
-	digoxin (LANOXIN) 125 mcg tablet	125	ug	oral
-	furosemide (LASIX) 20 mg tablet	20	mg	oral
36 total				

Procedures/Devices

- **Location:** Procedures/Devices is the fourth section in the left column of the Summary page.
- **Description:** This section displays **surgeries, treatments, and medical devices** the patient has received or is using. This includes procedures like a knee replacement or the insertion of a pacemaker. Use this section for reviewing a patient's surgical history or device use across different visits.
- **Content:** This section includes all order requested to be performed during an encounter; For example if a lab order is placed there is a draw procedure that is required. Also, if an implanted device is placed, here is where those procedures will be documented. This can be displayed in multiple pages, so selecting other pages may be required. All results will also be found in another result section.
- **Data Source:** CCD (v3) and ADT (v2)



The screenshot shows the MIGateway interface with the 'Procedures / Devices' section selected. A search bar is visible at the top right of the table area. The table contains the following data:

Procedure	Date	Care Provider	Location	Operation Code
Reset Broken Clavide	2/01/2025		Covington Memorial Hospital	C4
MAGNESIUM	1/07/2024	Michael Komrowski MD		83735
COMPREHENSIVE METABOLIC PANEL	1/07/2024	Michael Komrowski MD		80053
CBC (NO DIFF)	1/07/2024	Michael Komrowski MD		85027
TROPONIN I	1/07/2024	Michael Komrowski MD		84484
TROPONIN I	1/07/2024	William J Murdoch MD, William J Murdoch MD		84484
PULSE OXIMETRY, SPOT	1/06/2024	William J Murdoch MD, William J Murdoch MD		1836
XR CHEST 1 VW	1/06/2024	Kevin W Reyling MD		71045
PM ED CRITICAL CARE	1/06/2024	Gregory W Reinhold, Gregory W Reinhold DO		PRO160158
B-TYPE NATRIURETIC PEPTIDE	1/06/2024	Kevin W Reyling MD		83880

At the bottom of the table, it indicates '20 total' and provides navigation controls: a double left arrow, a left arrow, the number '1', the number '2', a right arrow, and a double right arrow.

Immunizations

- **Location:** Immunizations is the fifth and final section in the left column of the Summary page.
- **Description:** This section shows a record of **vaccines administered to the patient**. This may include childhood immunizations, flu shots, COVID-19 vaccines, and others. Use this to verify a patient's vaccination status or identify any gaps in immunization history.
- **Content:** Immunization data is the accumulated summary of data submitted from all organizations.
- **Data Source:** CCD (v3)

Immunizations					
<div>Search <input type="text"/></div>					
Vaccine	Date	Manufacturer	Lot Number	Dosage	Units
Influenza Vaccine, Quadrivalent, Adjuvanted	9/28/2022	Seqirus	346345	0.5	mL
Influenza, Unspecified	10/02/2020				
Influenza, Unspecified	10/19/2018		250804	0.5	mL
Pneumococcal Conjugate 13-Valent	2/27/2018	Pfizer, Inc	574423	0.5	mL
Influenza, Unspecified	11/10/2016				
Pneumococcal Polysaccharide	9/20/2016				
Influenza, Unspecified	11/30/2009				
7 total					


Encounters

- **Location:** Encounters is the first section in the right column of the Summary page.
- **Description:** This section lists **past visits to healthcare facilities**, including office visits, hospital stays, and emergency room visits. Use this for tracking where and when a patient received care, along with the reason for the visit.
- **Content:** Only data that is sent can be displayed; For example, if the care provider information is not sent or improperly sent (i.e. wrong field placement in HL7 message), it cannot be displayed. Each organization sends data in accordance with their own facilities, therefore, not all content is displayed the same from one organization to another.
- **Data Source:** ADT (v2)

Administrative eCMS Support Cynthia						
Encounters						
Search						
Date	Type	Facility	Care Provider	End of Encounter	Encounter Number	Admit Reason
4/24/2025	Inpatient	Covington Memorial Hospital		-	100355405383	
4/23/2025	Ambulatory			4/23/2025	75126795	
4/23/2025	Inpatient	Covington Memorial Hospital		-	1000458985648	
4/21/2025	Ambulatory	MIOC		-	1258962	
3/25/2025	Inpatient	Covington Memorial Hospital		-	195687575084	
3/06/2025	Emergency	S-FLER		3/06/2025	10808552591	
12/31/2024	Inpatient	Covington Memorial Hospital	STEVEN LU	-	08745	dislocation of joint shoulder girdle
12/31/2024	Inpatient	Covington Memorial Hospital		-	08745	
4/10/2024	Office Visit	ProMedica Physicians Family Medicine	Michael A Tilson MD	4/10/2024	1000128625942	
2/12/2024	Office Visit	ProMedica Physicians Monroe Cardiology - Admin	Jatin D Amin MD	2/12/2024	1000133343237	

Allergies

- **Location:** Allergies is the second section in the right column of the Summary page.
- **Description:** This section displays any **known allergies or intolerances**, such as reactions to medications, foods, or environmental triggers.
- **Content:** Substance; Reaction; Severity; Criticality; Onset Date; Recorded Date; Status
- **Data Source:** CCD (v3) and ADT (v2)

Administrative ▾ eCMS Support Cynthia ▾						
13 total						
<div> <div>Allergies</div> <div> <input type="text" value="Search"/>  </div> </div>						
Substance ▾	Reaction ▾	Severity ▾	Criticality ▾	Onset Date ▾	Recorded Date ▾	Status ▾
Shrimp	Itching		low	3/28/2023	3/28/2023	Active
Shellfish Containing Products	Itching		low	8/02/2017	8/02/2017	Active
Metoprolol Tartrate	Other (See Comments)Hypotension		high	8/02/2017	8/02/2017	Active
ERYTHROMYCIN	Rash	severe	high	9/08/2024	-	Active
PHENYTOIN SODIUM EXTENDED			unable-to-assess	9/08/2024	-	Active
CEPHALEXIN			unable-to-assess	9/08/2024	-	Active
Allergy to peanuts	Respiratory distress	moderate	high	1/01/2013	-	Active
SULFA (SULFONAMIDE ANTIBIOTICS)			unable-to-assess	9/08/2024	-	Active
AZITHROMYCIN	Rash	mild	low	3/28/2023	-	Active
NITROFURANTOIN MONOHYD/M-CRYST			unable-to-assess	9/08/2024	-	Active

Insurance

- **Location:** Insurance is the third section in the right column of the Summary page.
- **Description:** This section provides details about the patient's health insurance coverage, including plan names and policy information when available. Use this to confirm eligibility and understand potential coverage for care or medications.
- **Content:** Payor; Plan number; Period Start/End
- **Data Source:** ADT (v2)

Insurance			
		Search	
Payor	Plan	Period Start	Period End
Blue Violet	1224	1/01/2022	-
1 total			

Diagnostic Imaging

- **Location:** Diagnostic Imaging is the fourth section in the right column of the Summary page.
- **Description:** This section shows **radiology reports from imaging studies** like X-rays, CT scans, MRIs, or ultrasounds. The focus here is on **written findings**, not the images themselves. Use this to review how radiologists interpreted the imaging.
- **Content:** Source; Report; Date; Status. To view further details, click the down arrow to expand and see additional details.
- **Data Source:** CCD (v3) and ADT (v2)

Administrative ▾ eCMS Support Cynthia ▾			
Diagnostic Imaging			
Source ▾	Report ▾	Date ▾	Status ▾
Covington Memorial Hospital	CT SPINE CERVICAL WITHOUT CONTRAST	4/24/2025	unknown
1 total			

Administrative ▾ eCMS Support Cynthia ▾			
Diagnostic Imaging			
Source ▾	Report ▾	Date ▾	Status ▾
Covington Memorial Hospital	CT SPINE CERVICAL WITHOUT CONTRAST	4/24/2025	unknown
Report			
EXAMINATION: CT Cervical Spine without Contrast EXAM DATE: 4/24/2025 4:25 PM U TECHNIQUE: Routine Protocol thin section noncontrast axial cervical spine CT was performed with coronal and sagittal multiplanar reformatted images. U INDICATION: Neck trauma (Age >= 65y). COMPARISON: Ultrasound neck or head on 11/17/2012, CT spine cervical report on 6/21/2016 U _____ FINDINGS: U Alignment: Dextroconvex curvature may be positional. U Fracture: No acute vertebral fracture in the cervical spine. U Please note: The current examination does not assess for ligamentous injury. The spinal canal contents are suboptimally visualized. U Additional Spinal Findings: Moderate degenerative changes of the cervical spine. No high-grade spinal canal stenosis. U Paraspinal Soft Tissues: Severe enlargement of the right-sided thyroid measuring up to 3.6 cm. This appears to correspond to the previously biopsied parathyroid nodule. U Lung Apices: The visualized portions of the lung apices are clear. _____ IMPRESSION U No acute cervical spine fracture or malalignment, see above. U I have personally viewed the images, discussed the findings with Talha Ghazi, M.D., reviewed the interpretation, and agree. U Electronically signed by: Brian Fedeson MD on 4/24/2025 5:22 PM.			
Exam Begin EISENTRAGER, HELEN A on Thu Apr 24, 2025 4:25:23 PM EDT Exam End EISENTRAGER, HELEN A on Thu Apr 24, 2025 4:30:46 PM EDT			
Signed by: Brian C Fedeson on 4/24/2025 5:22 PM			
1 total			

Other Results

- **Location:** Other Results is the fifth section in the right column of the Summary page.
- **Description:** This section covers **specialized tests and reports** that don't fall under standard lab results. Examples include **pathology reports, tissue biopsies, blood bank, ECGs, and EKGs**. Check this section for advanced diagnostic findings that require clinical interpretation. This does NOT include strips for ECG or EKG.
- **Content:** Description; Date; Issued; Status; Facility. Click the down arrow to expand and see additional details.
- **Data Source:** CCD (v3) or ADT (MDM) (v2)

Other Results					Search
Description :	Date :	Issued :	Status :	Facility :	
TISSUE EXAM	4/23/2025	4/24/2025	final	Covington Memorial Hospital	▼
1 total					

Other Results					Search
Description :	Date :	Issued :	Status :	Facility :	
TISSUE EXAM	4/23/2025	4/24/2025	final	Covington Memorial Hospital	▲
Date	Name	Value			
2025-04-23T08:40:00-06:00	Final Diagnosis,Path report.final Dx Spec	Gastric cardia, biopsy: - Poorly differentiated adenocarcinoma. - Please read comment. Electronically signed by Kay L Aardema, MD on 4/24/2025 at 4:11 PM			
2025-04-23T08:40:00-06:00	Comment,Service Cmmt- Imp	It is noted that mismatch repair (MMR) and HER2 analyses were performed on a previous biopsy in Alabama. Please refer to that outside report for MMR and HER2 results.			
2025-04-23T08:40:00-06:00	Clinical Information	Malignant neoplasm of esophagus, unspecified location (CMS/HCC V24, CMS/HCC V28)			
2025-04-23T08:40:00-06:00	Gross Description,Microscopic desc Endomyocardium	A. Gastric, Cardia, Gastric cardia GE junction BX's of mass: Received in formalin labeled with the patient's name and epic QR code are 3 tan-pink tissue fragments, 1 x 1 x 1 mm, 2 x 2 x 1 mm, and 2 x 2 x 1 mm. U Entirely submitted in A1.			
2025-04-23T08:40:00-06:00	Special Stains,Bld Prod Special Prep BPU	P40 immunohistochemistry: Negative, supporting the above interpretation.			
2025-04-23T08:40:00-06:00	Disclaimer,Citation Ref Lab Test	The interpretation of this case included the use of immunohistochemistry or special stains. These tests have not been cleared or approved by the U.S. Food and Drug Administration. The FDA has determined that such clearance or approval is not necessary. These tests are used for clinical purposes and should not be regarded as investigational or for research. This laboratory is certified to perform high complexity testing under the Clinical Laboratory			

Lab/Observation Results

- **Location:** Lab/Observation Results is the sixth section in the right column of the Summary page.
- **Description:** This section shows results from **routine lab tests** such as blood work, urine tests, or metabolic panels. Use this to monitor trends in patient health over time or evaluate recent lab findings.
- **Content:** Source; Date; Test name, Abnormal Flag. Click the down arrow to expand and see additional details. Some Radiology observations may also be found in the Lab/Observation section. Some data can come from transcribed results for radiology.
- **Data Source:** ADT (ORU) (v2)

The screenshot displays the 'Lab / Observation Results' section of a medical interface. The top navigation bar includes 'Administrative', 'eCMS', 'Support', and a user profile 'Cynthia'. The main area shows a table of lab results with columns: Source, Date, Test, Status, and Flag. A red box highlights a red 'A' flag in the 'Flag' column for a 'Comprehensive metabolic panel' test. An arrow points from this flag to a detailed view of the test results.

Lab / Observation Results Table (Top View):

Source	Date	Test	Status	Flag
Covington Memorial Hospital	12/02/2024	ALBUMIN, URINE	final	
Covington Memorial Hospital	01/07/2024	Magnesium	final	A
Covington Memorial Hospital	01/07/2024	CBC without diff	final	A
Covington Memorial Hospital	01/07/2024	Comprehensive metabolic panel	final	A
Covington Memorial Hospital	01/07/2024	Troponin I	final	
Covington Memorial Hospital	01/07/2024			
Covington Memorial Hospital	01/06/2024			
Covington Memorial Hospital	01/06/2024			
Covington Memorial Hospital	01/06/2024			
Covington Memorial Hospital	01/06/2024			

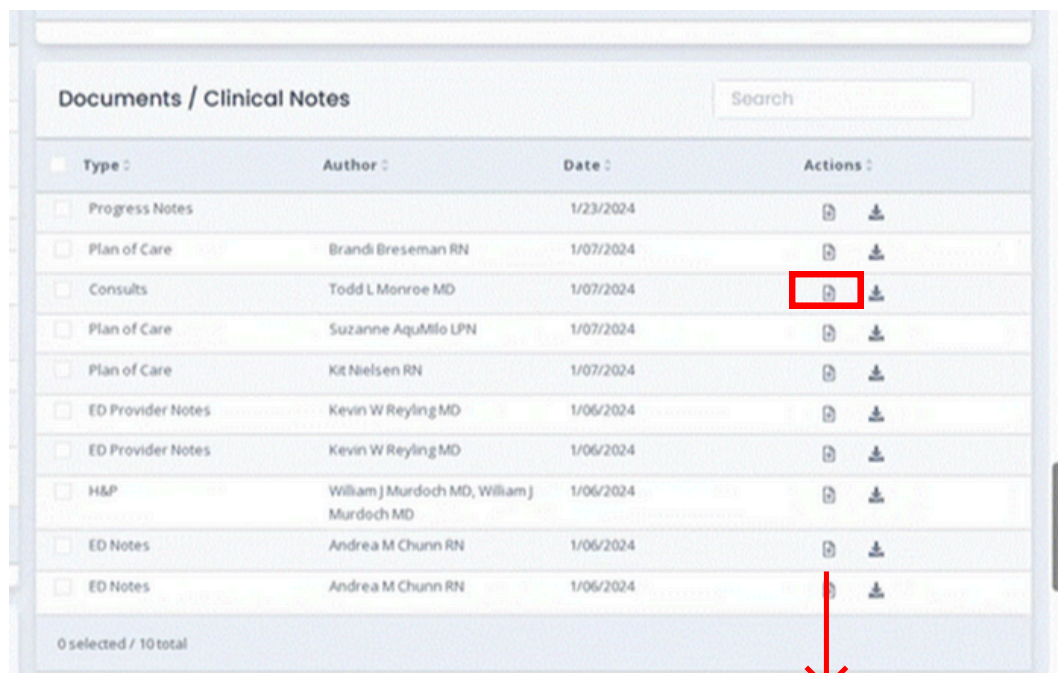
0 selected / 14 total

Expanded View: Comprehensive metabolic panel

Date	Test	Result	Unit	Range	Flag
01/07/2024	Sodium	140	mmol/L	134 - 146	
01/07/2024	Potassium, Bld	3.3	mmol/L	3.5 - 5.0	L
01/07/2024	Chloride	105	mmol/L	98 - 109	
01/07/2024	CO2	25	mmol/L	22 - 32	
01/07/2024	Anion gap	10	mmol/L	5 - 15	
01/07/2024	BUN	12	mg/dL	5 - 27	
01/07/2024	Creatinine	1.13	mg/dL	0.60 - 1.30	
01/07/2024	Glucose	79	mg/dL	65 - 99	
01/07/2024	Calcium	8.9	mg/dL	8.5 - 10.5	
01/07/2024	Total Protein	6.4	g/dL	6.0 - 8.0	
01/07/2024	Albumin	3.5	g/dL	3.2 - 5.3	
01/07/2024	Alkaline Phosphatase	122	U/L	39 - 130	
01/07/2024	AST	21	U/L	0 - 41	
01/07/2024	ALT	22	U/L	0 - 40	
01/07/2024	Total bilirubin	0.6	mg/dL	0.3 - 1.2	
01/07/2024	eGFR (CKD-EPI)non-race dependent	67		>59 ml/min/1.73sqm	
01/07/2024	Lab Interpretation	Abnormal			

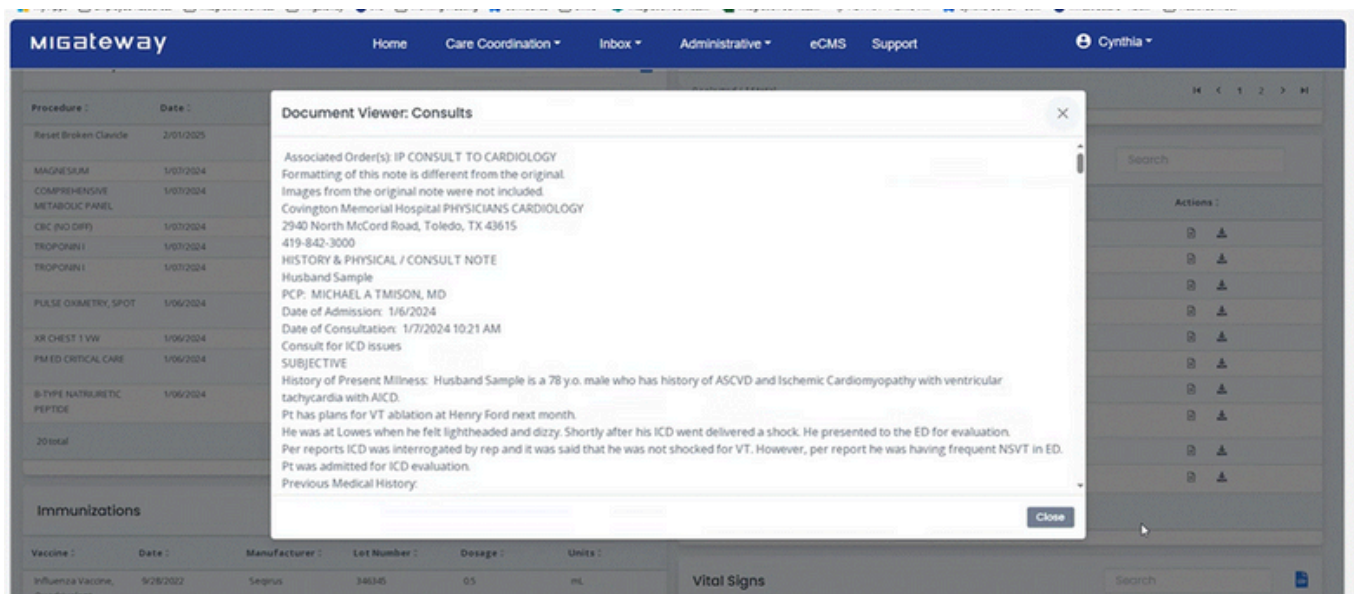
Documents/Clinical Notes

- **Location:** Documents/Clinical Notes is the seventh section in the right column of the Summary page.
- **Description:** This section includes **clinical summaries, visit notes, discharge summaries, and other provider-written documentation.**
- **Content:** Type; Author; Date. By clicking the icon, you can see the details of the document.
- **Data Source:** CCD (v3)



Type :	Author :	Date :	Actions :
Progress Notes		1/23/2024	
Plan of Care	Brandi Breseman RN	1/07/2024	
Consults	Todd L Monroe MD	1/07/2024	
Plan of Care	Suzanne Aquilino LPN	1/07/2024	
Plan of Care	Kit Nielsen RN	1/07/2024	
ED Provider Notes	Kevin W Reyling MD	1/06/2024	
ED Provider Notes	Kevin W Reyling MD	1/06/2024	
H&P	William J Murdoch MD, William J Murdoch MD	1/06/2024	
ED Notes	Andrea M Chunn RN	1/06/2024	
ED Notes	Andrea M Chunn RN	1/06/2024	

0 selected / 10 total



MIGateway Home Care Coordination Inbox Administrative eCMS Support Cynthia

Document Viewer: Consults

Associated Order(s): IP CONSULT TO CARDIOLOGY
 Formatting of this note is different from the original.
 Images from the original note were not included.
 Covington Memorial Hospital PHYSICIANS CARDIOLOGY
 2940 North McCord Road, Toledo, TX 43615
 419-842-3000
 HISTORY & PHYSICAL / CONSULT NOTE
 Husband Sample
 PCP: MICHAEL A TMISSION, MD
 Date of Admission: 1/6/2024
 Date of Consultation: 1/7/2024 10:21 AM
 Consult for ICD issues
SUBJECTIVE
 History of Present Illness: Husband Sample is a 78 y.o. male who has history of ASCVD and Ischemic Cardiomyopathy with ventricular tachycardia with AICD.
 Pt has plans for VT ablation at Henry Ford next month.
 He was at Lowes when he felt lightheaded and dizzy. Shortly after his ICD went delivered a shock. He presented to the ED for evaluation.
 Per reports ICD was interrogated by rep and it was said that he was not shocked for VT. However, per report he was having frequent NSVT in ED.
 Pt was admitted for ICD evaluation.
 Previous Medical History:

Immunizations

Vaccine :	Date :	Manufacturer :	Lot Number :	Dosage :	Units :
Influenza Vaccine, Quadrivalent	9/28/2022	Seqirus	346345	0.5	mL

Vital Signs

Vital Signs

- **Location:** Vital Signs is the eight and final section in the right column of the Summary page.
- **Description:** This section displays **basic health measurements** like blood pressure, heart rate, temperature, weight, and oxygen levels. Use this for monitoring current health status and tracking changes over time.
- **Content:** Description; Result; Unit; Date; Status
- **Data Source:** CCD (v3)

Vital Signs				
<div>Search <input type="text"/></div>				
Description :	Result :	Unit :	Date :	Status :
Blood pressure panel with all children optional	124 / 64	mmHg	1/07/2024 14:08	final
Heart rate	64	/min	1/07/2024 14:00	final
Respiratory rate	20	/min	1/07/2024 14:00	final
Oxygen saturation in Arterial blood by Pulse oximetry	92	%	1/07/2024 12:37	final
Body temperature	36.39	Cel	1/07/2024 12:37	final
BMI	27.52	kg/m2	1/07/2024 07:56	final
Body weight	82.1	kg	1/07/2024 07:56	final
Body height	172.7	cm	1/06/2024 23:06	final